



DELTA SINGLE CARTRIDGE SEAL

APPLICATION DATA

Shaft speed: To 3600 RPM

Pressure: Vacuum to 400 PSI

Temperature: See O-ring limitations

MATERIALS

Metal Parts: 316SS, Alloy 20, Hastelloy "C", Titanium

Springs: Hastelloy "C"

Faces: Carbon/Sintered Silicon Carbide/Tungsten Carbide in combination

Elastomers: Viton, EPR, Kalrez, Aflas, Teflon

FEATURES

Deltas' new global, modular design provides the most advanced, flexible, reliable general service seal available to industry, accommodating 90% of applications encountered world wide.

Rugged, heavy duty gland castings eliminate distortion related failures typically encountered on competitors "low cost, light duty gland designs".

Deltas' "Under the Hood" gland design provides clearances 10 times greater than the average clearance provided by other seal manufacturers' designs, which have minimal radial clearance between seal faces and existing stuffing box bores. This feature maximizes the volume of flow around seal faces, resulting in a cooler, cleaner face environment, resulting in extended seal life. This design benefit is maximized on equipment with standard box bores and when converting: packed pumps, component type seals, or older design cartridge seals to the newer "Under the Hood" cartridge seal design technology.

Tangential flush connections positioned over the seal faces utilize the largest thru hole diameter available, supplying over 4 times the volume of straight drilled flush holes, providing maximum cooling and cleaning of seal faces maximizing seal life.

Interchangeable faces enable application customization, resulting in stable, secure sealing, accommodating the widest range of operating conditions and applications in industry. Choose from:

- **Monolithic, one piece face designs** that provide unparalleled face stability under fluctuating system operating conditions, resulting in superior emission control capabilities.

- **Two piece face designs** that assure optimum seal performance for the most challenging, demanding environments where one piece face construction is vulnerable to premature failure.

Rotary inboard faces stabilized under compression are flexibly mounted utilizing o-rings for their shock and vibration absorption qualities. This eliminates premature failures associated with other designs that utilize o-rings on their face I.D.; placing the face in tension, many times resulting in catastrophic failure.

Balanced stationary cartridge design utilizes all static o-rings, which eliminates damage to the pump shaft/sleeve or seal normally caused by rotary pusher component or pusher cartridge type seals, allowing use of solid pump shafts which minimize deflection.

Positive hold, metal centering clips center the seal in both the axial and radial directions.

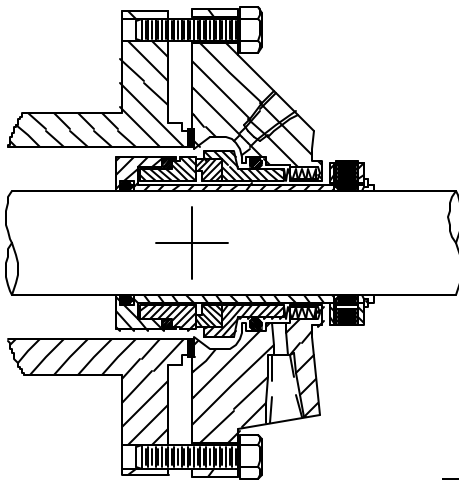
Choose from spare parts kits for field reparability or optional factory repair program. State of the art, "User Friendly" design technology utilizes the least number of components and costly o-rings, simplifying field reparability, resulting in the "Lowest cost sealing program in industry".

All seals are pressure tested at the factory assuring 100% sealability during startup.

Optional Features:

- 2 Piece Stationary head design
- Quench and Drain Feature

STYLE 3000



Distributed By:

(Phone)

(Fax)

Manufactured By:

Delta Mechanical Seals

44 Propper Lane

Fall River, MA

508-324-4032

508-324-4339

02720

(Phone)

(Fax)

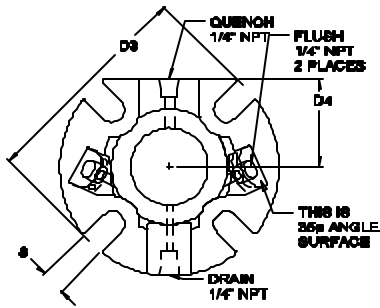
©1997 Delta Mechanical Seals. All rights reserved.

Patent Pending

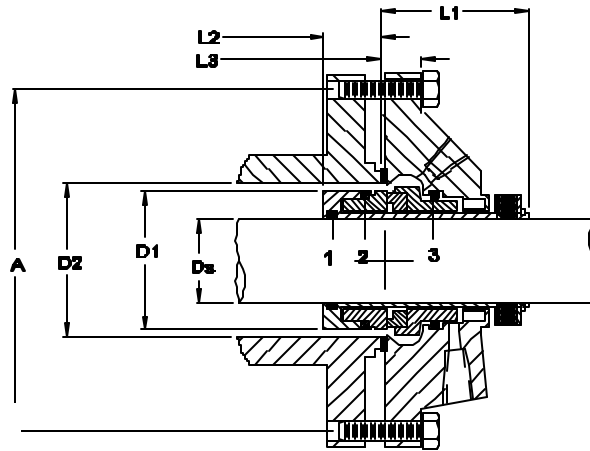
Dimensional Data For Delta Seal Style

3000

Front View

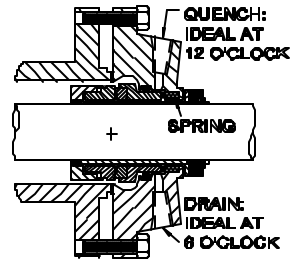


Side View



Optional Gland Feature

Quench and Drain optional on this seal model.



(REPRESENTATIVE VIEW)

DS Seal Size	D1 Sleeve OD	D2 Min	D2 Max	D3 Gland OD	D4 Gland Flat	A Min. Bolt Circle by Stud Size				S Slot Width	L1 Outside Length	L2 Inside Length	L3 Gland Length
						3/8"	1/2"	5/8"	3/4"				



Distributed By:

(Phone)
(Fax)



Manufactured By:

Delta Mechanical Seals
44 Prober Lane
Fall River, MA 02720
508-324-4032 (Phone)
508-324-4339 (Fax)